



Creating Connections | Powering Possibilities

TITLE:

Cat6 Patch Panel - Unshielded

Part Codes

SFX/ACC-WC-PP-C6-12-1U

SFX/ACC-WC-PP-C6-24-1U

FX/ACC-WC-PP-C6-48-1U

Features

12, 24, and 48 Port Patch Panel options available

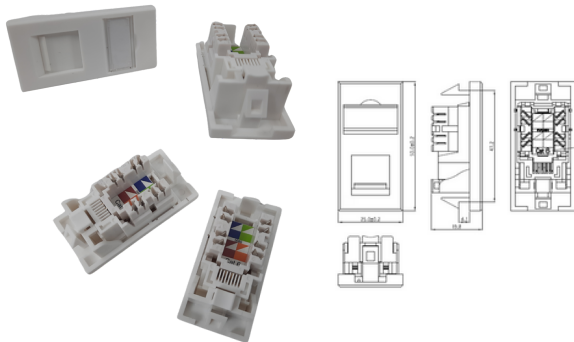
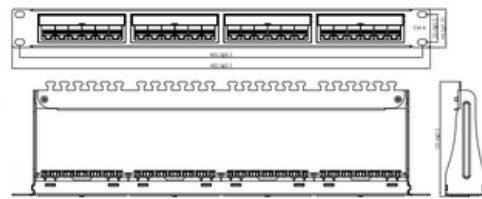
Suitable for 450mm and 560mm deep wall cabinets

1.2mm cool rolled steel

TIA/EIA Category 6 standard compatible

Powder coat Black RAL 9005 finish

Dimensions: 482mm x 133mm x 44mm



TITLE:

Cat6 Module - Unshielded

Part Code

SFX/ACC-C6-MOD

Features

Backwards compatible to Cat5e

Interchangeable with all other Euro modules and 1/4 blanks

Fits all standard Euro faceplates

Dimensions: 50mm x 25mm

TITLE:

Cat6 IDC Inline Connection Box

Part Code

SFX/ACC-RJ45-C6-CPL

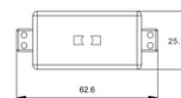
Features

Ideal for extending existing cabling installations

Maintains Category 6 performance

Colour coded

Dimensions: 63mm x 26mm





Creating Connections | Powering Possibilities

TITLE:

Cat6 - Unshielded RJ45 Crimps

Part Code

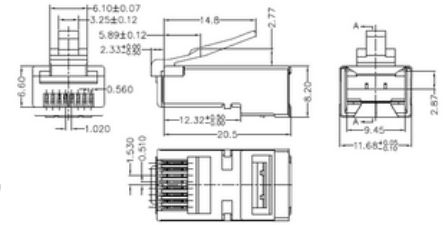
SFX/ACC-RJ45-C6

Features

Suitable for stranded patch and solid core terminations

Cat6 performance

Dimensions: 22mm x 20mm x 12mm



TITLE:

Cat6 - Shielded RJ45 Crimps

Part Code

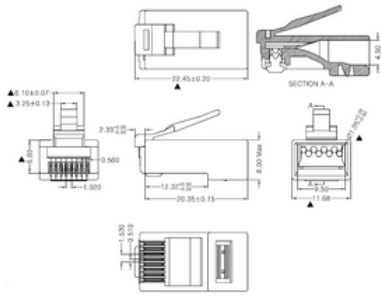
SFX/ACC-RJ45-C6-SCR

Features

Suitable for stranded patch and solid core terminations

Cat6 performance

Dimensions: 22mm x 20mm x 12mm



TITLE:

Cat6 Strain Relief Boots

Part Code

SFX/ACC-SRB-C6

Features

Guards against broken connector tabs and snagging

Compatible with industry standard RJ45 connectors

Suitable for Cat6 overall diameter: 5.8mm - 6.5mm

Colour options to match cable

